



Jacky De Donder



Hoe ik via GAPS in combinatie met OPTIESIGNALEN nieuwe koopkansen detecteer en/of bestaande posities optimaliseer

Inhoud

1. Wat zijn Gaps ?
2. Gaps en Gekochte call-opties
3. Gaps en Gekochte put-opties
4. Gaps en Geschreven put-opties
5. Gaps en Geschreven call-opties (portefeuillebeheer)



Jacky De Donder



Hoe ik via GAPS in combinatie met OPTIESIGNALLEN
nieuwe koopkansen detecteer
en/of bestaande posities optimaliseer

Inhoud

1. Wat zijn Gaps ?

GDX



25

21

Jan 2017 Feb Mar Apr May Jun Jul Aug Sep Oct Nov Dec 16-2-2018 Apr May





55

21



WYNN



55

21





GAP-je



LYNX BELEGGEN MET EEN VOORSPRONG

LYNX BELEGGEN MET EEN VOORSPRONG

Gewone gap





GAP

LYNX BELEGGEN MET
EEN VOORSPRONG



Enter symbol, name or keyword

Search

Unusual Volume for NASDAQ Stocks

Up on Unusual Volume

Down on Unusual Volume

Show All

Symbol	Company	Last Sale	Price Change Net / %	Share Volume	Volume % Change
FOGO	Fogo de Chao, Inc.	\$ 15.55	3 ▲ 23.90%	1,522,795	2241%

After Hours Most Active

Pre-Market Most Active

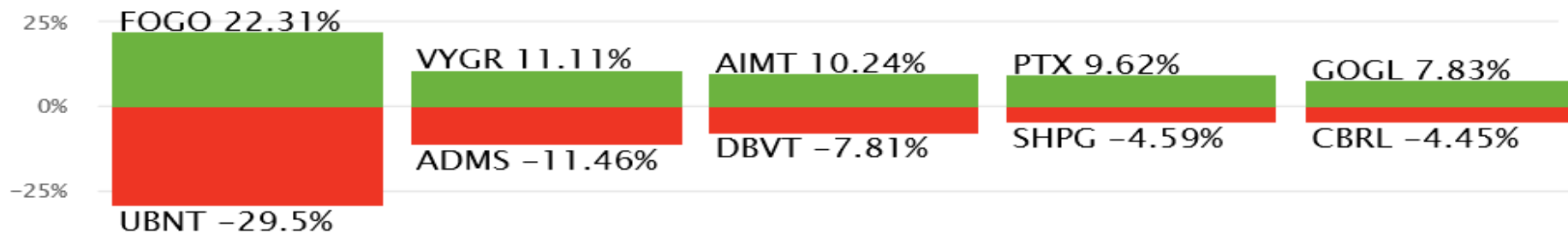
February 20, 2018 : Pre-Market Closed
Total Pre-Market Volume: 17,497,073

Pre-Market Quote:

Enter a Symbol

Go

Summary of Today's Pre-Market Most Advanced and Declined Stocks





Jacky De Donder



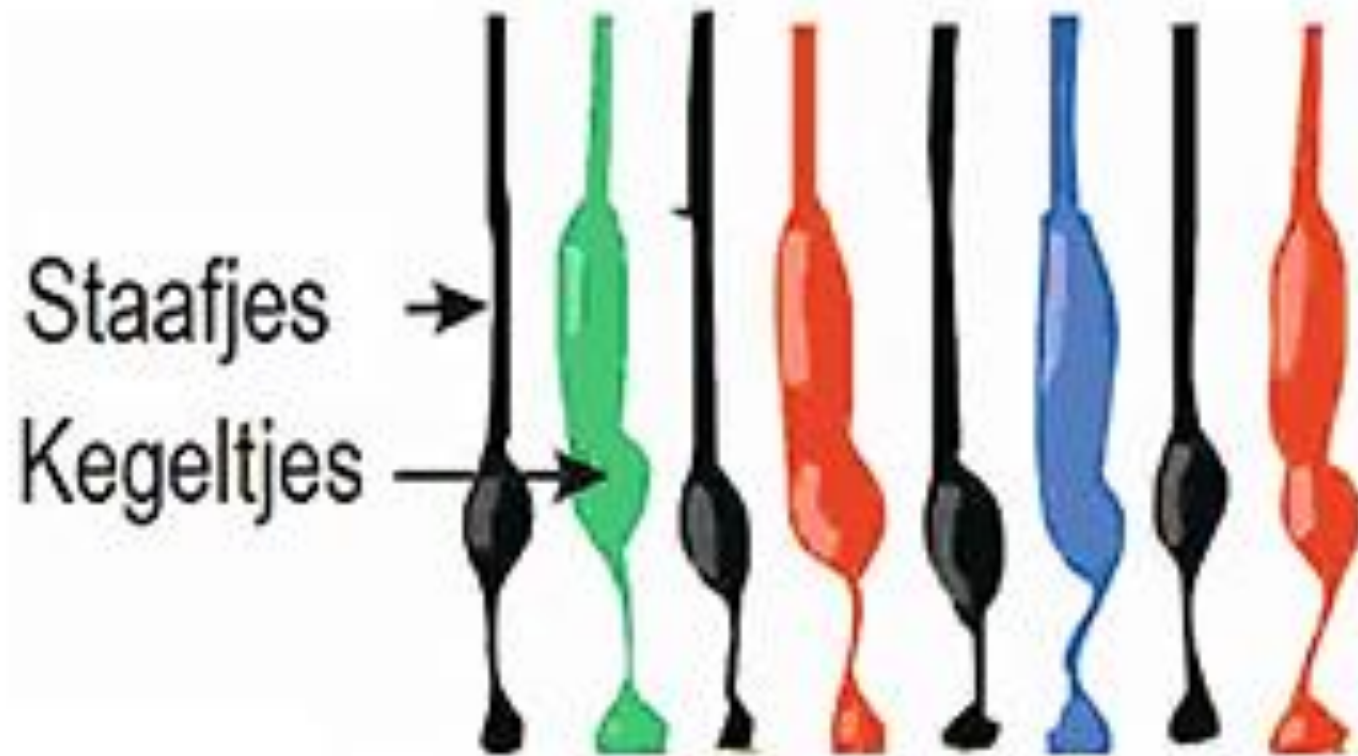
Hoe ik via GAPS in combinatie met OPTIESIGNALLEN
nieuwe koopkansen detecteer
en/of bestaande posities optimaliseer

Inhoud

~~1. Wat zijn Gaps?~~

2. Gaps en Gekochte call-opties

mijn netvlies



mijn computerscherm



05 -12 -2017



PayPal

Option Chain for PayPal Holdings, Inc. (PYPL)																
Calls	Last	Chg	Bid	Ask	Vol	Open Int	Root	Strike	Puts	Last	Chg	Bid	Ask	Vol	Open Int	
Feb 16, 2018	8.30	0.10	8.10	8.45	13	94	PYPL	65	Feb 16, 2018	1.78	-0.10	1.73	1.93	22	966	
Feb 16, 2018	7.28	0.78	6.40	6.70	8	142	PYPL	67.5	Feb 16, 2018	2.48	-0.26	2.46	2.66	138	624	
Feb 16, 2018	5.05	0.05	4.95	5.15	143	584	PYPL	70	Feb 16, 2018	3.49	-0.15	3.40	3.65	43	1131	
Feb 16, 2018	3.80	-0.05	3.70	3.90	621	7235	PYPL	72.5	Feb 16, 2018	4.75	-0.39	4.65	4.90	104	2592	
Feb 16, 2018	2.77	-0.11	2.67	2.95	770	2599	PYPL	75	Feb 16, 2018	6.10	-0.54	6.20	6.35	411	1580	
Feb 16, 2018	2.08	-0.02	1.90	2.07	232	5847	PYPL	77.5	Feb 16, 2018	7.45	-0.90	7.85	8.15	51	163	

PYPL

**Optiepremie van 3,5 \$
naar ...7,5 \$!!!**



4

3

1

2

GAP

GAP toegereden

grote optieorders
lopen binnen !



86

84,60
83,70
82,80
81,90
81,00
80,10
79,20
78,30
77,40
76,50
75,60
74,70
73,80
72,90
72,00
71,10

70

68,40
67,50
66,60
65,70
64,80
63,90
63,00
62,10
61,20
60,30
59,40
58,50

21 28 5 11 18 25 2 9 16 23 30 6 13 20 27 4 11 18 26 2 8 16 22 29 5 02:07:20 5 12
2017 Sep 2017 Oct 2017 Nov 2017 Dec 2017 Jan 2018 Feb 2018

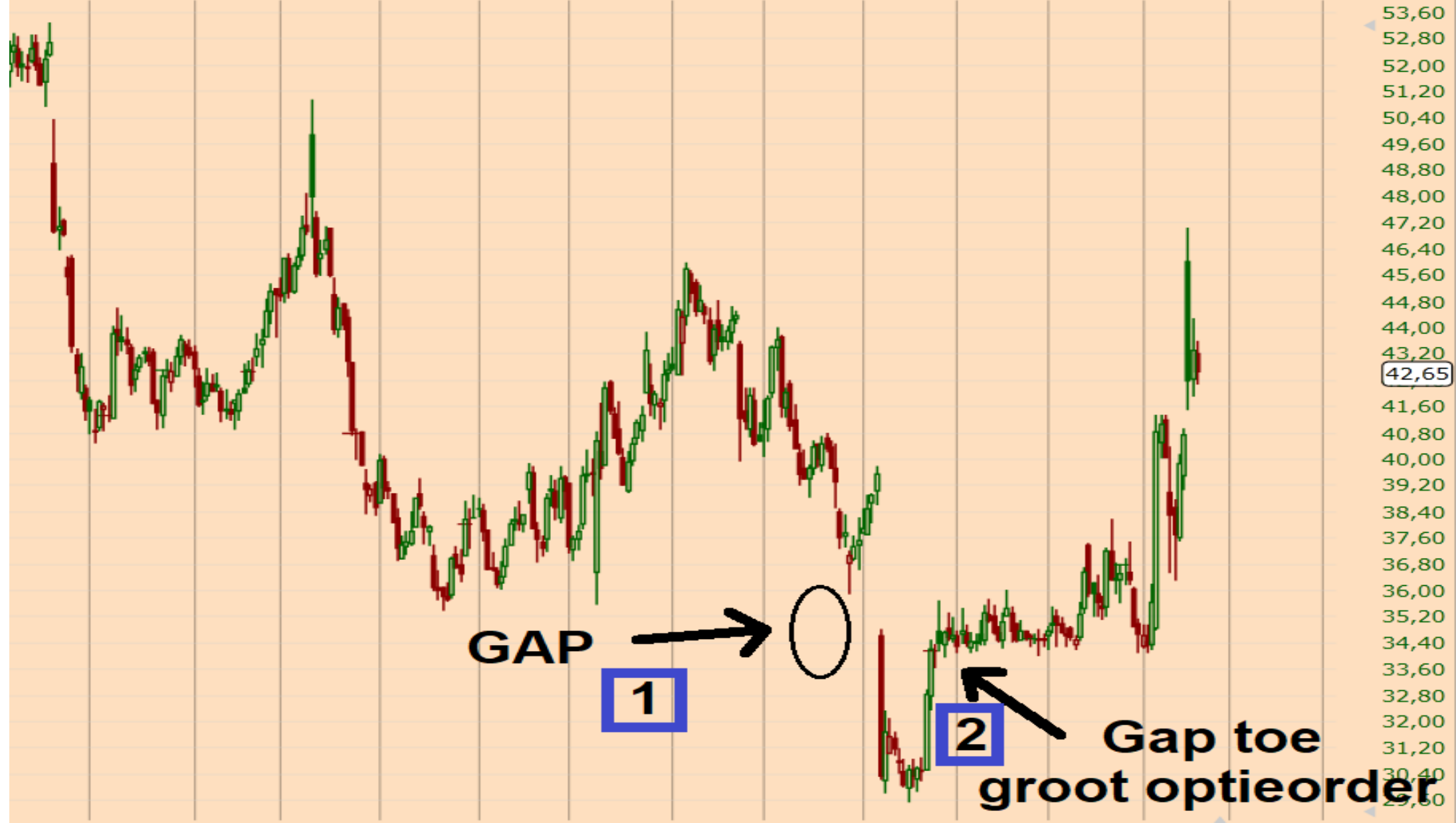


tripadvisor®

Option Chain for TripAdvisor, Inc. (TRIP)																
Calls	Last	Chg	Bid	Ask	Vol	Open Int	Root	Strike	Puts	Last	Chg	Bid	Ask	Vol	Open Int	
Jan 19, 2018	4.00	2.00	3.80	4.40	203	317	TRIP	30	Jan 19, 2018	1.10	-0.53	1.00	1.20	104	3710	
Jan 19, 2018	3.20	1.50	3.20	3.50	114	157	TRIP	31	Jan 19, 2018	1.40	-0.67	1.30	1.55	75	5596	
Jan 19, 2018	2.84	1.64	2.65	2.85	807	227	TRIP	32	Jan 19, 2018	1.82	-1.07	1.70	1.95	1232	1182	
Jan 19, 2018	2.30	1.42	2.20	2.30	773	716	TRIP	33	Jan 19, 2018	2.40	-1.00	2.10	2.45	51	154	
Jan 19, 2018	1.80	1.17	1.70	1.85	243	240	TRIP	34	Jan 19, 2018	4.35		2.80	3.00	0	9732	
Jan 19, 2018	1.45	0.95	1.45	1.50	11233	2360	TRIP	35	Jan 19, 2018	3.95	-0.95	3.30	3.70	15	21694	
Jan 19, 2018	1.16	0.75	1.10	1.30	138	119	TRIP	36	Jan 19, 2018	6.00		4.10	4.50	0	1191	



Price History ▾





Option Chain for Spark Therapeutics, Inc. (ONCE)

Calls	Last	Chg	Bid	Ask	Vol	Open Int	Root	Strike	Puts	Last	Chg	Bid	Ask	Vol
Jun 15, 2018	24.50		22.80	26.20	1	1	ONCE	22.5	Jun 15, 2018			1.10	1.95	0
Jun 15, 2018			20.90	24.20	0	0	ONCE	25	Jun 15, 2018	2.20		1.65	2.55	30
Jun 15, 2018			17.60	19.90	0	0	ONCE	30	Jun 15, 2018	3.60		2.85	4.30	25
Jun 15, 2018			14.50	16.80	0	0	ONCE	35	Jun 15, 2018	5.40		4.90	6.00	61
Jun 15, 2018	13.27		12.10	14.10	12	10	ONCE	40	Jun 15, 2018	7.80		7.20	8.20	11
Jun 15, 2018	10.95	-1.44	10.50	11.40	74	189	ONCE	45	Jun 15, 2018	10.00	1.01	9.80	10.70	105
Jun 15, 2018	8.97	-1.78	8.80	9.50	65	100	ONCE	50	Jun 15, 2018	12.60	1.05	12.50	13.60	2
Jun 15, 2018	7.50	-1.30	6.20	7.50	2107	4640	ONCE	55	Jun 15, 2018	12.85		15.90	18.30	0
Jun 15, 2018	6.04	-0.46	5.30	6.40	35	22	ONCE	60	Jun 15, 2018	20.50	2.77	19.60	21.90	1
Jun 15, 2018	4.70	-0.63	4.00	5.40	10	10	ONCE	65	Jun 15, 2018	8.28		23.10	26.00	0



68

42

GAP →

Spark Therapeutics shares rise on FDA approval of new gene therapy for blindness

Spark Therapeutics Inc. shares rose 3% in heavy morning trade Tuesday after the company's gene therapy Luxturna was approved by the Food and Drug Administration for a rare type of inherited vision loss. ...

FDA Approves Luxturna One Month Before PDUFA Date

DECEMBER 19, 2017



The approval comes almost one month ahead of the scheduled Prescription Drug User Fee Act (PDUFA) date of **January 12, 2018**. "I've never heard of any drug being approved before it's PDUFA date," said Stephen R. Russell, M.D., of the University of Iowa, one of the lead researchers on the study in an exclusive interview with *Rare Disease Report* in November, "but I guess it could happen."





Option Chain for Palo Alto Networks, Inc. (PANW)																			
Calls	Last	Chg	Bid	Ask	Vol	Open	Int	Root	Strike	Puts	Last	Chg	Bid	Ask	Vol	Open	Int	Open	Int
Jan 18, 2019	6.00		6.10	8.00	0	29		PANW	165	Jan 18, 2019	31.60		51.80	54.10	0	5			5
Jan 18, 2019	4.30		5.50	6.90	0	20		PANW	170	Jan 18, 2019	36.90		56.10	58.50	0	13			13
Jan 18, 2019	5.10		4.50	6.00	0	6		PANW	175	Jan 18, 2019	59.31		60.30	62.80	0	6			6
Jan 18, 2019	3.80		4.00	5.60	0	51		PANW	180	Jan 18, 2019	64.00		64.80	67.30	0	9			9
Jan 18, 2019			3.60	4.50	0	0		PANW	185	Jan 18, 2019	69.50		69.30	71.80	0	4			4
Jan 18, 2019	3.20		2.50	3.50	0	66		PANW	195	Jan 18, 2019			77.60	81.40	0	0			0
Jan 18, 2019	2.99	0.39	2.50	3.10	7	2481		PANW	200	Jan 18, 2019			82.50	86.10	0	0			0
Jan 18, 2019	1.90		1.55	2.70	0	3		PANW	210	Jan 18, 2019			91.60	96.20	0	0			0
Jan 18, 2019	1.00		0.95	3.00	0	8		PANW	220	Jan 18, 2019	77.60		102.00	106.00	0	0			0
Jan 18, 2019	3.00		0.55	2.80	0	1		PANW	230	Jan 18, 2019	82.10		111.70	116.00	0	0			0



150

120





Price History



g
a
p



Palo Alto Networks, Inc. Jan 18 2019 200.00 Call(@PANW 190118C00200000)

20.00	Last Sale	8.80
15.00	Net	1.40
10.00	Day High	8.84
5.00	Day Low	8.80
0.00	Volume	7

162

160,00
158,00
156,00
154,00
152,00
150,00
148,00
146,00
144,00
142,00
140,00
138,00
136,00
134,00
132,00
130,00
128,00
126,00
124,00
122,00

120

116,00
114,00
112,00
110,00
108,00



Jacky De Donder

Hoe ik via GAPS in combinatie met OPTIESIGNALLEN
nieuwe koopkansen detecteer
en/of bestaande posities optimaliseer

Inhoud

- ~~1. Wat zijn Gaps ?~~
- ~~2. Gaps en Gekochte call-opties~~
3. Gaps en Gekochte put-opties



|

Option Chain for GoPro, Inc. (GPRO)

Calls	Last Chg	Bid	Ask	Vol	Open Int	Root	Strike	Puts	Last Chg	Bid	Ask	Vol	Open Int		
Nov 17, 2017	0.41	-0.14	0.40	0.46	284	1218	GPRO	10	Nov 17, 2017	1.25	0.21	1.17	1.50	12092	12718

1 Year

10/17/17





Price History ▾





Jacky De Donder

Hoe ik via GAPS in combinatie met OPTIESIGNALLEN nieuwe koopkansen detecteer en/of bestaande posities optimaliseer

Inhoud

- ~~1. Wat zijn Gaps ?~~
- ~~2. Gaps en Gekochte call opties~~
- ~~3. Gaps en Gekochte put opties~~
4. Gaps en Geschreven put-opties



Calls

DECEMBER 2017 (EXPIRATION: 12/15)

Strike	Last	Net	Bid	Ask	Vol	Int
ADI1715L70-E	15.50	0.0	0.0	0.0	0	20
ADI1715L72.5-E	12.84	0.0	0.0	0.0	0	0
ADI1715L75-E	15.41	0.0	0.0	0.0	0	20
ADI1715L77.5-E	7.68	0.0	0.0	0.0	0	101
ADI1715L80-E	5.31	0.0	0.0	0.0	0	122
ADI1715L82.5-E	5.00	0.0	0.0	0.0	0	309
ADI1715L85-E	1.47	0.0	0.0	0.0	0	1281
ADI1715L87.5-E	0.65	0.0	0.0	0.0	0	1350
ADI1715L90-E	0.17	0.0	0.0	0.0	0	2801
ADI1715L92.5-E	0.05	0.0	0.0	0.0	0	2342

Puts

DECEMBER 2017 (EXPIRATION: 12/15)

Strike	Last	Net	Bid	Ask	Vol	Int
ADI1715X70-E	0.05	0.0	0.0	0.0	0	285
ADI1715X72.5-E	0.09	0.0	0.0	0.0	0	439
ADI1715X75-E	0.05	0.0	0.0	0.0	0	133
ADI1715X77.5-E	0.06	0.0	0.0	0.0	0	166
ADI1715X80-E	0.20	0.0	0.0	0.0	0	1041
ADI1715X82.5-E	0.57	0.0	0.0	0.0	0	35979
ADI1715X85-E	1.59	0.0	0.0	0.0	0	919
ADI1715X87.5-E	2.74	0.0	0.0	0.0	0	1997
ADI1715X90-E	4.96	0.0	0.0	0.0	0	1913
ADI1715X92.5-E	7.36	0.0	0.0	0.0	0	272

1 Year



**fondsbeheerder
komt in wegens
gap-opvulling
+ langetermijnbodem**

Price History ▾ Moving Average 50 ▾ Moving Average 200 ▾



98

97,30
96,60
95,90
95,20
94,50
93,80
93,10
92,40
91,70
91,00
90,30
89,60
88,90
88,41
87,50
86,80
86,10
85,40
84,70
84,00

82

81,20
80,50
79,80
79,10
78,40
77,70
77,00
76,30

Jacky De Donder

Hoe ik via GAPS in combinatie met OPTIESIGNALLEN nieuwe koopkansen detecteer en/of bestaande posities optimaliseer

Inhoud

- ~~1. Wat zijn Gaps ?~~
- ~~2. Gaps en Gekochte call opties~~
- ~~3. Gaps en Gekochte put opties~~
- ~~4. Gaps en Geschreven put opties~~
5. Gaps en Geschreven call-opties (portefeuillebeheer)




BEURSBUBBELS

RENDEMENTSGEDREVEN + BESCHERMEND BELEGGEN



- TURNAROUND
- KOPEN AANDELEN 100 %
- KOPEN PUT-OPTIES 100 %
- SCHRIJVEN CALL-OPTIES 75 %



3 Year



11/23/17



ZNGA



4,30
4,20
4,10
4,00
3,90
3,80
3,70
3,5
3,40
3,30
3,20
3
2,90
2,80
2,70
2,60
2,50
2,40



GAP











The
end ...

