



EV5

PRESENTATION TO VFB HAPPENING

March 25, 2017

Muriel DE LATHOUWER, CEO
Geoffroy d'OULTREMONT, IR

EVS: LEADING TECHNOLOGY PROVIDER FOR LIVE PRODUCTIONS



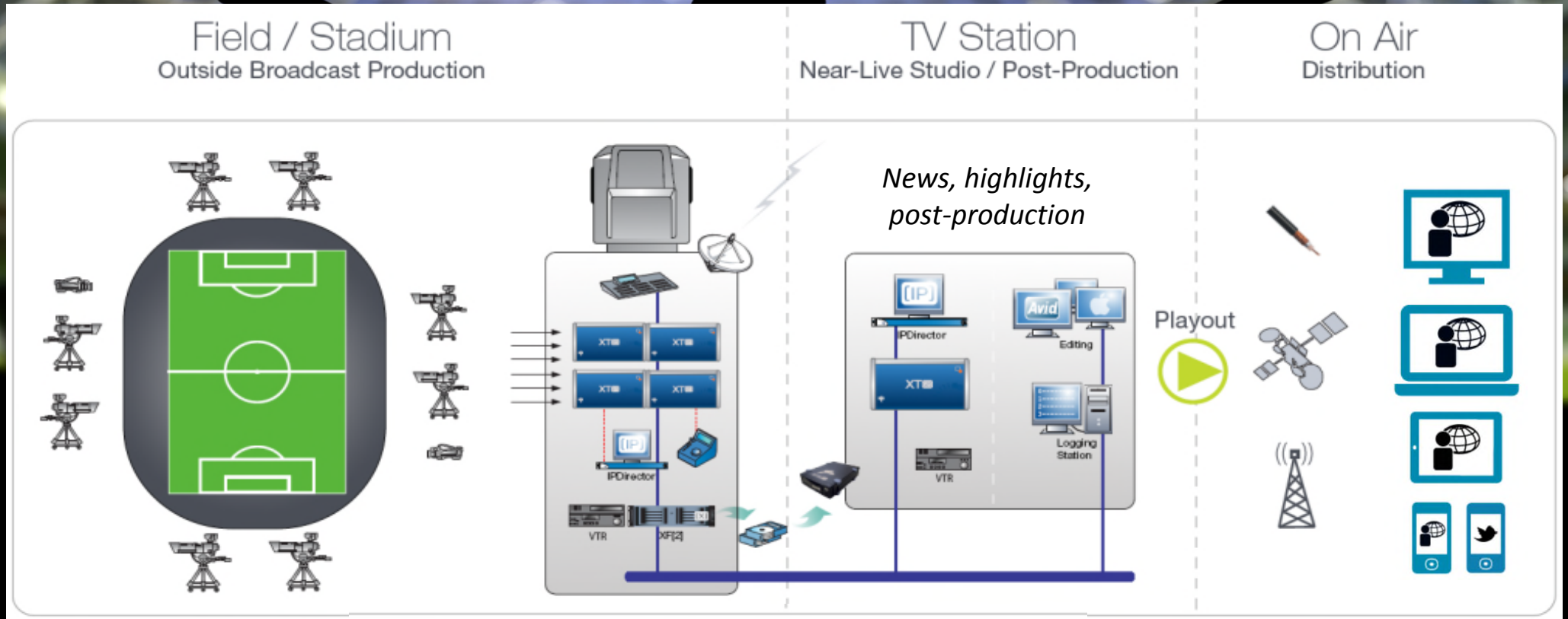
LIVE VIDEO SERVER AT THE CENTER OF OUR SOLUTIONS

RELIABILITY

REACTIVITY

SCALABILITY

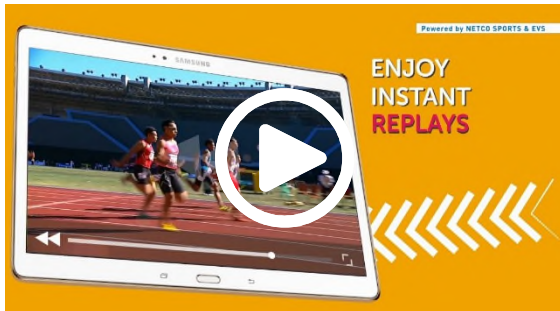
EVS SOLUTIONS AT THE HEART OF TV PRODUCTION



PRODUCTIONS



INTRODUCING TECHNOLOGY FOR BETTER LIVE STORYTELLING



EVS







MANAGE



MANAGE LIVE CONTENT

ENRICH



ADD MORE TO THE LIVE

DISTRIBUTE



REACH BROADER AUDIENCES

EVS
LIVE
FOCUS

EVS

OUR PRODUCT PORTFOLIO

Reliable hardware – flexible software

SERVERS



LIVE TOOLS



LIVE PAM



MULTIMEDIA



EDITING MEDIA
INFRA



VIDEO
PRODUCTION
SYSTEM



OUR CUSTOMERS

PRODUCTION COMPANIES

STUDIO & TV STATIONS

TEAMS & STADIUMS

SPORTS FEDERATIONS
& LEAGUES



INNOVATION SUPPORTED BY LONG TERM TRENDS



BETTER IMAGE QUALITY:

- ✓ 4K – HDR - HFR
- ✓ SUPER SLOMO



MULTIPLAFORM DELIVERY

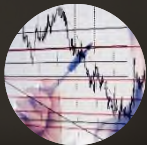


IP NETWORK TECHNOLOGIES

The image features a dark blue background with a series of concentric, glowing white and light blue circles that create a sense of motion or a tunnel effect. In the center of this graphic is a rectangular screen with a white border. On the screen, the letters 'XT' are displayed in a bold, white, sans-serif font. The 'X' is formed by two intersecting lines, with a small blue triangle at the top left of the intersection.

XT

**KEEP STRONG FOCUS
TO MAINTAIN AND
DEVELOP EVS CORE
BUSINESS AROUND
VIDEO SERVER
AND INVESTMENT
NEEDED TO MAKE THE
JUMP TO 4K/UHD AND
IP AND RELATED
MARKET TRENDS**




STATS



**MULTI-ANGLE
HIGHLIGHTS**



**SOCIAL
NETWORK**



UGC

**CONTENT
PERSONALIZATION**



**EXTEND OUR VALUE
PROPOSITION
AROUND LIVE AND
NEAR-LIVE VIDEO, BY
GENERATING MORE
INSIGHTS, EMOTION
AND ENGAGEMENT
AND OFFERING
SOLUTION
TO STAKEHOLDERS
TO BETTER MONETIZE
LIVE EVENTS**



**EXTEND IN NEW
MARKETS WITH
SOLUTIONS BASED ON
LIVE VIDEO SERVER
TECHNOLOGY, LIKE
REFEREE SYSTEM**



**EXTEND IN NEW
MARKETS WITH **LIVE
VIDEO PRODUCTS** LIKE
VIDEO SWITCHER DYVI**



INNOVATION IS KEY

- ✓ **TECH INDUSTRY**
- ✓ **STRONG LEADERSHIP:** 90+%
MARKET SHARE IN
MOBILE PRODUCTION
TRUCKS
- ✓ **50% EMPLOYEES IN
R&D**



EVS EARN A PRESTIGIOUS EMMY®

Award for its Epsio 4K zooming technology



IBC INNOVATION AWARD FINALIST, CONTENT PRODUCTION

VRT-EBU Sandbox LiveIP Project



TVB AWARD, LIVE BROADCAST PRODUCTION

RT-EBU Sandbox LiveIP Project



NEWBAY MEDIA (VIDEO EDGE) BEST OF SHOW AWARD (NAB):

Xeebra



IABM GAME CHANGER AWARD (NAB):

Xeebra



TVB EUROPE (IBC) BEST OF SHOW

XT4K



'WHAT CAUGHT MY EYE' AT IBC 2016

C-Cast




VALUE CREATION AWARDS

17 may 2016





- ✓ FOUNDED IN **1994**, LISTED SINCE 1998
- ✓ **481** EMPLOYEES (FTE)
- ✓ **38** YEARS (AVERAGE AGE)
- ✓ **90%** MARKET SHARE IN HIGH END OUTSIDE BROADCAST VANS SEGMENTS

A man with short blonde hair, wearing a blue long-sleeved shirt, is leaning over a server rack in a data center. He is working on a server unit, with his hands inside the open front panel. The server rack is filled with various components, including blue circuit boards and cables. In the background, several computer monitors are visible, some displaying data. The overall scene is dimly lit, with the primary light source coming from the server's internal components and the monitors.

EVS KEY FIGURES

MADE IN BELGIUM

- ✓ HQ IN **LIÈGE**, BELGIUM
- ✓ **5 R&D** CENTERS IN BELGIUM, FRANCE AND GERMANY
- ✓ **21 OFFICES** IN 15 COUNTRIES
- ✓ SERVER PRODUCTION **MADE IN LIÈGE**
- ✓ HIGH ADDED **VALUE PRODUCTION**, LOW VOLUMES – APPROX. 25 SERVERS A WEEK

FY16

SOLID FY16, SUPPORTED BY PRODUCT MIX

In millions of EUR	FY16	FY15
REVENUE	130.8	118.5
Cost of sales	(33.7)	(34.3)
Gross margin	97.2	84.2
Gross margin %	74.3%	71.1%
S&A	(27.5)	(26.6)
R&D	(23.7)	(24.5)
Other income	1.2	0.3
EBIT	46.2	32.7
EBIT MARGIN	35.3%	27.6%
Financial result	(0.4)	0.7
Taxes	(13.1)	(9.8)
NET PROFIT	32.8	23.7
BASICS EPS ¹⁾	2.43	1.76

P&L:

- Higher sales, supported by big event rentals
- Opex under control (+0.3% vs 2015)

Balance sheet

- Healthy cash position
- Dividend:
 - Payout of 57% (2015)
 - Yield of 3.5% (2015)

1) Basic EPS is computed on the adjusted number of shares, i.e. less own shares





EV5